



Order Status

Quick Order

Sign in



[Home](#) > [Shop All Products](#) > [Cell Culture Media, Supplements, And Reagents](#) > [Cell Culture Media](#) > [Classical And Basal Cell Culture Media](#) > [DMEM Cell Culture Media](#) > [DMEM, High Glucose, No Glutami...](#)



Certificates



SDS



Citations & References (2)

Gibco™

DMEM, high glucose, no glutamine, no phenol red

DMEM (Dulbecco's Modified Eagle Medium) is a widely used basal medium for supporting the growth of many different mammalian

[Read more](#)



Promotion

Promotion: **RGLOW25**

Save up to \$900 and get the limited-edition holiday sweatshirt + matching beanie



Promotion

Promotion: **Spend Now, Save Big Later!**

Spend Now, Save Big Later!



Have Questions? [Contact Us](#)

Change view



Catalog Number	Quantity
31053028	500 mL
31053036	10 x 500 mL

Give Feedback

Price (USD)

26.64

Special offer

Online exclusive

Ends: 27-Dec-2025

~~42.28~~

Save 15.64 (37%)

Each

👉 Promotions available

−

1

+

In stock

Add to cart

Quantity:

500 mL

Recurring order eligible. [Learn more »](#)

[Customize this product](#)

Product Overview



Ask our AI about this Product

FAQ

Recommendations

Documents

DMEM (Dulbecco's Modified Eagle Medium) is a widely used basal medium for supporting the growth of many different mammalian cells. Cells successfully cultured in DMEM include primary fibroblasts, neurons, glial cells, HUVECs, and smooth muscle cells, as well as cell lines such as HeLa, 293, Cos-7, and PC-12. We offer a variety of DMEM modifications for a range of cell culture applications. Find the right formulation using the [media selector tool](#).

This DMEM is modified as follows:

With

Without

- High Glucose
- L-glutamine
- Phenol Red
- Sodium Pyruvate
- HEPES

The complete [formulation](#) is available.

Using DMEM

DMEM is unique from other media as it contains 4 times the concentration of amino acids and vitamins than the original Eagle's Minimal Essential Medium. DMEM was originally formulated with low glucose (1 g/L) and sodium pyruvate, but is often used with higher glucose concentrations, with or without sodium pyruvate. DMEM contains no proteins, lipids, or growth factors. Therefore, DMEM requires



For Research Use Only. Not for use in diagnostic procedures.

Specifications

Cell Line	HeLa, 293, Cos-7, and PC-12
Cell Type	Primary Fibroblasts, Neurons, Glial Cells, HUVECs, Smooth Muscle Cells
Concentration	1 X
Glucose Concentration	4500 mg/L
Manufacturing Quality	cGMP-compliant under the ISO 13485 standard
Product Line	Gibco™
Product Type	DMEM (Dulbecco's Modified Eagle Medium)
Quantity	500 mL
Shelf Life	12 Months From Date of Manufacture
Shipping Condition	Room Temperature
Classification	Animal Origin-free
Form	Liquid
Serum Level	Standard Serum Supplementation
Sterility	Sterile-filtered
Sterilization Method	Sterile-filtered
With Additives	High Glucose
Without Additives	No Glutamine, No HEPES, No Phenol Red, No Sodium Pyruvate
Unit Size	Each

Shipping conditions: Ambient

Shelf life: 12 months from date of manufacture



[Explore all Gibco DMEM for reproducible cell culture results >](#)

Media Formulations

[31053 - DMEM, high glucose, no glutamine, no phenol red](#)

Buy now and earn up to
\$3,500 in savings on
your next January order!

[Learn more >](#)



Have questions about this product? Ask our AI assisted search.

Q Ask a question about this product.

How do you prepare cell culture media from powder or from concentrates?

I'm seeing a rapid pH shift in my medium. What should I do?

How can I remove mycoplasma contamination from my cell culture medium?

Do you offer media without phenol red (phenol red-free media)?



Order Status

Quick Order

Sign in



This is an AI-powered search and may not always get things right. You can help us make it better with a thumbs up or down on individual answers or by selecting the “Give feedback” button. Your search history and customer login information may be retained by Thermo Fisher and processed in accordance with our [Privacy Notice](#).

Frequently asked questions (FAQs)

- Do you offer DMEM, high glucose without phenol red?

▼
- What is the manganese concentration in DMEM? Do you offer manganese-free DMEM?

▼
- I understand that some media are worse than others for fluorescence imaging. How do I choose?

▼
- Should I be concerned about phenol red in my media when labeling my live cells with fluorescent dyes?

▼
- How long can I keep my media after supplementing with serum?

▼

View all [DMEM, high glucose, no glutamine, no phenol red, 500 mL FAQs](#) >

Customers who viewed this item also viewed

DMEM, high glucose, HEPES, no phenol red,...

Catalog number: 21063029

86.50 / Each

Add to cart

DMEM, high glucose, 500 mL

Catalog number: 11965092

37.14 / Each

Add to cart

DMEM, high gl pyruvate, 500 |

Catalog numbe

37.43 / Each

Ad

>

Documents & Downloads

ificates








[Order Status](#)

[Quick Order](#)

[Sign in](#)



Lot #	Certificate type	Date	Catalog Number(s)
 3251148	Certificate of Analysis	Oct 23, 2025	31053028
 3202824	Certificate of Analysis	Sep 18, 2025	31053028
 3175969	Certificate of Analysis	Aug 07, 2025	31053028
 3204971	Certificate of Analysis	Aug 02, 2025	31053028
 3189214	Certificate of Analysis	Jun 26, 2025	31053028

5 results displayed, search above for a specific certificate

[Request a Certificate](#)

Safety Data Sheets



Scientific Resources

Reference Materials



 [HepG2](#)

 [31053 - DMEM, high glucose, no glutamine, no phenol red](#)

Flyers



 [Flyer: Gibco custom media manufacturing](#)

Citations & References (2)

Search citations by name, author, journal title or abstract text

Search

[cerebral amyloid angiopathy: isolation of smooth muscle and endothelial cells from mouse brain.](#) [↗](#)

Authors: Gauthier SA, Sahoo S, Jung SS, Levy E

Journal: Methods Mol Biol

PubMed ID: 22528096

cells has not been widely employed as a cell culture model for the investigation of cellular mechanisms involved in cerebral amyloid angiopathy (CAA). Difficulties in isolation and propagation of murine cerebrovascular cells and insufficient yields for molecular and cell culture studies ... [More](#)

[Potentially novel candidate biomarkers for head and neck squamous cell carcinoma identified using an integrated cell line-based discovery strategy.](#) [↗](#)

Authors: Sepiashvili L, Hui A, Ignatchenko V, Shi W, Su S, Xu W, Huang SH, O'Sullivan B, Waldron J, Irish JC, Perez-Ordenez B, Liu FF, Kislinger T

Journal: Mol Cell Proteomics

PubMed ID: 22918226

Head and neck squamous cell carcinomas (HNSCC) can arise from the oral cavity, oropharynx, larynx or hypopharynx, and is the sixth leading cancer by incidence worldwide. The 5-year survival rate of HNSCC patients remains static at 40-60%. Hence, biomarkers which can improve detection of HNSCC or early recurrences should improve ... [More](#)

2 total citations

Other products to consider

**GlutaMAX™ Supplement,
100 mL**

Catalog number: 35050061

55.50 / Each

[Add to cart](#)

**DPBS, no calcium, no
magnesium, 10 x 500 m...**

Catalog number: 14190250

285.00 / Each

[Add to cart](#)